







Fenix E18R V2.0 Flashlight

Technical Parameters

ANSI/PLATO FL1	Turbo	High	Med	Low	MoonLight	Strobe
 Output	1200 lumens	350 lumens	150 lumens	30 lumens	1 lumen	1200 lumens
 Runtime	30 minutes*	1 hour 20 minutes	2 hours 30 minutes	15 hours	200 hours	/
 Distance	146 meters	81 meters	53 meters	23 meters	9 meters	/
 Intensity	5397 candela	1661 candela	714 candela	137 candela	4 candela	/
 Impact Resistance	1 meter					
 Submersible	IP68					

Note: According to the ANSI/PLATO FL1 standard, the above specifications are from the results produced by Fenix through its laboratory testing using one Fenix ARB-L16-700P rechargeable battery under the temperature of 21±3°C and humidity of 50% - 80%. The true performance of this product may vary according to different working environments and the actual battery used.

*The Turbo/High output are measured in a total of runtime including output at reduced levels due to temperature or protection mechanism in the design.

Warning

- Do not place this light out of the reach of children!
- Do NOT shine the light directly into the eyes of anyone!
- Do NOT shine flammable objects at close range, to avoid burning objects or causing danger due to high temperature!
- Do NOT use the light in inappropriate ways such as biting in the mouth, to avoid personal injury or life threats when the light or internal battery fails!
- This light will accumulate a lot of heat while working, resulting in a high temperature of the flashlight shell. Pay attention to safe use to avoid scalding.
- Turn off and lock the light or remove the battery from the light to prevent accidental activation when the light is placed in a closed and flammable environment such as pockets and backpacks!
- The LED of this flashlight is not replaceable; so the whole light should be replaced when the LED reaches the end of its life.

Product Features

- 1200 lumens maximum output and 146 meters maximum beam distance.
- Utilizes Luminus SST40 cool white LED with a lifespan of 50,000 hours.
- Included one ARB-L16-700P rechargeable Li-ion battery.
- USB Type-C charging.
- Magnetic tail for hand-free use.
- Two-way clip permits light to be carried bezel up or bezel down.
- Simple output selection with the side switch.
- Lockout function avoids accidental activation.
- Boot-up battery level indication for instant checking of remaining battery level.
- Made of A6061-T6 aluminum.
- Premium type HAIII hard-anodized anti-abrasive finish.
- Size: 2.64" x 0.87" x 0.87" / 67 x 22 x 22 mm.
- Weight: 1.98 oz / 56 grams (including battery).

Operating Instruction

On/off

Press and hold the side switch for 0.5 seconds to turn on/off the light.

Output Selection

With the light switched on, single click the side switch to cycle through Moonlight→Turbo→Low→Med→High→Turbo.

Strobe

Press and hold the side switch for 1.2 seconds to enter Strobe, single click the side switch again to turn back to the previously used mode.

Intelligent Memory Circuit

The light memorizes the last selected output excluding Turbo and strobe. When turned on again the previously used output will be recalled. The High mode will be activated when turned on again if the light is turned off on Turbo mode.

Lock/Unlock

With the light switched off, double click the side switch the light flashes twice and enters lockout mode, double click the side switch again to unlock the light.

Battery Specification

Type	Dimension	Nominal Voltage	Usability	
Fenix ARB-L16-700P	16340	3.6V	Recommended	✓✓
Fenix ARB-L16 Series	16340	3.6V	Usable	✓
Non-rechargeable Battery (Lithium)	CR123A	3V	Usable (no charging)	!
Rechargeable Battery	16340	3.2V	Banned	×

(LiFePO4)				
-----------	--	--	--	--

* 16340 Li-ion batteries are powerful cells designed for commercial applications and must be treated with caution and handled with care. Only use quality batteries with circuit protection will reduce the potential for combustion or explosion; but cell damage or short circuiting are potential risks the user assumes.

Battery Replacement

Unscrew the light tail and insert the battery with the anode side (+) towards the light head, then screw the light tail back on.

Charging

1. First switch off the light and plug the USB A socket of the charging cable into an electrical outlet, then connect the USB Type-C socket of the charging cable to the light.
2. The indicator will display red while charging, and will turn green when fully charged.
3. Once charging is completed, be sure to close the anti-dust cover to maintain the dustproof and waterproof ability.

Note:

1. The normal charging time of the included Fenix ARB-L16-700P rechargeable Li-ion battery is approximately 1 hour and 20 minutes from depletion to full charging.
2. Recharge a stored light every four months to maintain optimum performance of the battery.

Battery Level Indication

Each time the light is turned on, the indicator will indicate the battery level and will last for 3 seconds.

Green light on: saturated 100% - 85%

Green light flashes: sufficient 85% - 50%

Red light on: poor 50% - 25%

Red light flashes: critical 25% - 1%

Note: This only works with Fenix ARB-L16-700P 16340 rechargeable Li-ion battery.

Intelligent Overheat Protection

The light will accumulate a lot of heat when used on relatively high modes for extended periods. When the light reaches a temperature of 60°C or above, the light will automatically step down a few lumens to reduce the temperature. When the temperature drops below 60°C, it will then allow the user for the reselection of high modes.

Low-voltage Warning

When the voltage level drops below the preset level, the flashlight is programmed to downshift to a lower brightness level until Moonlight mode is reached. When this happens in Moonlight mode, the light constantly blinks red to remind you to timely recharge or replace the battery.

Note: This only works with Fenix ARB-L16-700P 16340 rechargeable Li-ion battery.

Usage and Maintenance

- Disassembling the sealed head can cause damage to the light and will void the warranty.
- Fenix recommends using an excellent quality battery.
- If the light will not be used for an extended period, remove the battery, or the light could be damaged by electrolyte leakage or battery explosion.
- Lock the light or remove the battery to prevent accidental activation during storage or transportation.
- Long-term use can result in O-ring wear. To maintain a proper water seal, replace the ring with an approved spare.
- Periodic cleaning of the battery contacts improves the lamp's performance as dirty contacts may cause the lamp to flicker, shine intermittently or even fail to illuminate for the following reasons:

A: The battery needs recharging or replacing.

Solution: Replace/recharge the battery (Ensure the battery is inserted according to the manufacturer's specifications).

B: The threads, PCB board contact or other contacts are dirty.

Solution: Clean the contact points with a cotton swab soaked in rubbing alcohol.

If the above methods don't work, please contact your authorized distributor.

Included

Fenix E18R V2.0 flashlight, Fenix ARB-L16-700P rechargeable Li-ion battery, USB Type-C charging cable, Lanyard, Spare O-ring, Product leaflet, User Manual, Warranty card